

RENAISSANCE



Manufacturing Excellence & Building Relationships Since 1988



About Federal Elevator

- Established in 1988.
- Canadian company based in Mississauga, ON.
- Design, engineer, manufacture, install and service elevators sold direct to customer.
- Control test all elevators in manufacturing plant before unit is installed. Helps to ensure superior working order and long-lasting performance.
- Work with a network of Dealers that proudly promote and install our products for their customers.

Renaissance at a Glance

- 2 speed soft start and stop
- Capacity of 1000 lbs. (1500 lbs. available)
- Travels at 40 feet per minute (Can be increased, speak to a representative)
- Requires a small machine room to accommodate pump unit, controller and power disconnects
- Can be completely customizable to suit the surrounding décor
- Numerous safety features included in design.

Our Showroom

Visit us to try before you buy. Our Showroom, located in Mississauga, ON, features functioning elevators and displays of finishing and accessory options. Contact us to make an appointment.



RENAISSANCE

We can design an elevator to complement your home. Some choices are represented here:

Cab Walls



Recessed Maple



Recessed Oak



High Gloss –
Shown in white*



Plastic Laminate Milled
with Stainless Steel Trim



Glass



Shaker Panel**

Ceilings



LED Underlit
with Chandelier



Skylight
with LED Lights



Recessed Oak
with Brass
Halogen Lights

* Other colours available

** Can only be applied to MDF cab walls

Cab Gates



Automatic Bifold
View from inside elevator

These gates open and fold away from cab opening to allow for a clear entrance.



Stainless Steel 3-Speed
(Prime coat available)



Scissor



Stainless Steel 2-Speed
(Prime coat available)

Handrails



Low Profile
Stainless Steel



Crystal filled

Car Operating Panels



Stainless Steel Radius
(Standard)



Elongated COP
With Telephone Box
(Phone not included)

Finish Options

Choose from the following finishes for a custom look. Finish to be applied to the car operating panel, handrail, telephone box (if applicable) and all hall stations.



Antique
Bronze



Antique
Nickel



Bright
Brass



Satin
Chrome



Bright
Stainless Steel



Antique Bronze
finish shown here.

Cab Lights



Low Profile LED – these powerful lights emit no heat and have a long life span. Available in chrome, brushed stainless steel, black or white.

Digital Position Indicator



Applicable to hall stations

RENAISSANCE

Choose from one of the following configurations to suit your project:

General Specifications

CAB SIZES

Width x Depth

36" X 48"	40" X 54"
36" X 54"	42" X 60"
36" X 60"	48" X 60"

POWER

120V, Single Phase, 15 Amp or
208V, Three Phase, 20 Amp

CAPACITY

1000 lbs. (1500 lbs. available)

DRIVE

1:2 Cable Hydraulic

SPEED

40 fpm

CONTROLS

Automatic Push Button

EMERGENCY

Uninterrupted Battery Back-Up

NUMBER OF STOPS

6 Maximum inline
(to a maximum travel of 50ft)

VALVE

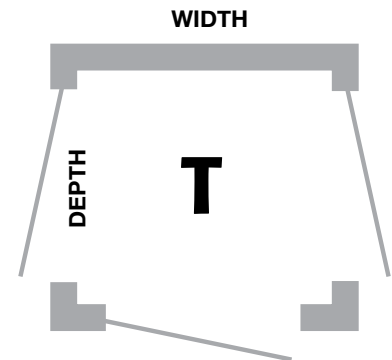
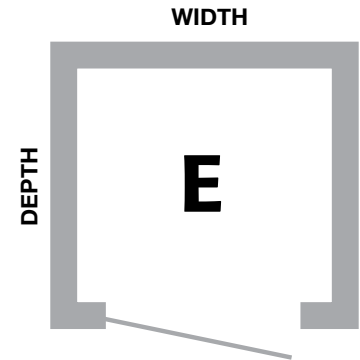
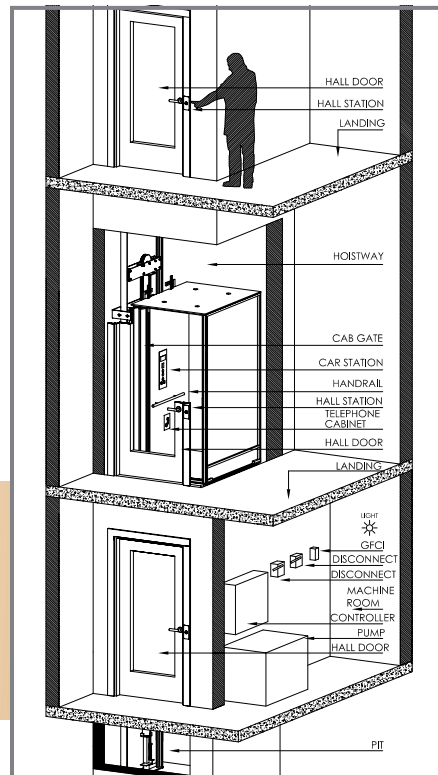
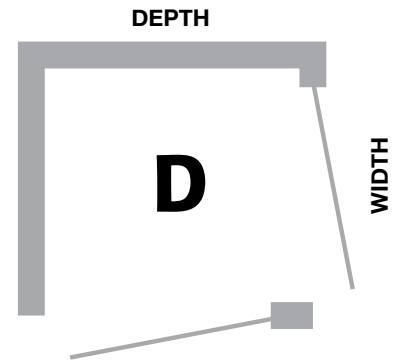
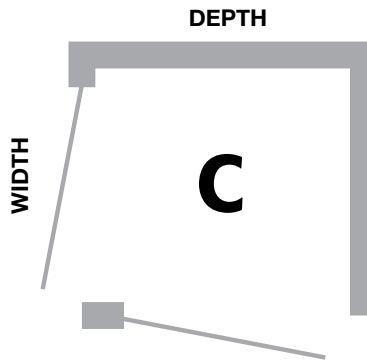
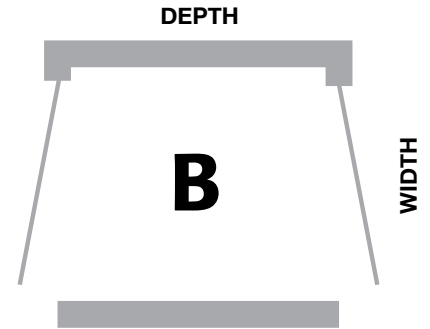
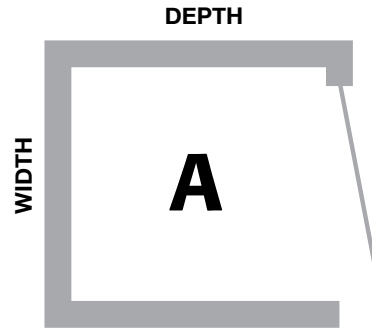
2 Speed Four Coil Valve –
Soft Start and stop

WARRANTY

24 months*

Please refer to our Planning Guide available on our website for all detailed measurements.

* This may vary if unit is purchased from a Federal Dealer



© 2019



1090 Lorimar Drive
Mississauga, ON L5S 2A1

Tel 905.458.4015

Toll 1.888.785.5438

Fax 905.670.0017

www.federalelevator.com



LinkedIn™