

# RENAISSANCE



Manufacturing Excellence & Building Relationships Since 1988



## About Federal Elevator

- Established in 1988.
- Canadian company based in Mississauga, ON.
- Design, engineer, manufacture, install and service elevators sold direct to customer.
- Control test all elevators in manufacturing plant before unit is installed. Helps to ensure superior working order and long-lasting performance.
- Work with a network of Dealers that proudly promote and install our products for their customers.

## Renaissance at a Glance

- 2 speed soft start and stop
- Capacity of 1000 lbs. (1500 lbs. available)
- Travels at 40 feet per minute (Can be increased, speak to a representative)
- Requires a small machine room to accommodate pump unit, controller and power disconnects
- Can be completely customizable to suit the surrounding décor
- Numerous safety features included in design.

## Our Showroom

Visit us to try before you buy. Our Showroom, located in Mississauga, ON, features functioning elevators and displays of finishing and accessory options. Contact us to make an appointment.



# RENAISSANCE

We can design an elevator to complement your home. Some choices are represented here:

## Cab Walls



Recessed Maple



Recessed Oak



High Gloss –  
Shown in white\*



Plastic Laminate Milled  
with Stainless Steel Trim



Glass



Shaker Panel\*\*

## Ceilings



LED Underlit  
with Chandelier



Skylight  
with LED Lights



Recessed Oak  
with Brass  
Halogen Lights

\* Other colours available

\*\* Can only be applied to MDF cab walls

## Cab Gates



**Automatic Bifold**  
View from inside elevator

These gates open and fold away from cab opening to allow for a clear entrance.



**Stainless Steel 3-Speed**  
(Prime coat available)



Scissor



**Stainless Steel 2-Speed**  
(Prime coat available)

## Handrails



Low Profile  
Stainless Steel



Crystal filled

## Car Operating Panels



**Stainless Steel Radius**  
(Standard)



**Elongated COP**  
With Telephone Box  
(Phone not included)

## Finish Options

Choose from the following finishes for a custom look. Finish to be applied to the car operating panel, handrail, telephone box (if applicable) and all hall stations.



Antique  
Bronze



Antique  
Nickel



Bright  
Brass



Satin  
Chrome



Bright  
Stainless Steel



Antique Bronze  
finish shown here.

## Cab Lights



**Low Profile LED** – these powerful lights emit no heat and have a long life span. Available in chrome, brushed stainless steel, black or white.

## Digital Position Indicator



Applicable to hall stations

# RENAISSANCE

Choose from one of the following configurations to suit your project:

## General Specifications

### CAB SIZES

Width x Depth

36" X 48"	40" X 54"
36" X 54"	42" X 60"
36" X 60"	48" X 60"

### POWER

120V, Single Phase, 15 Amp or  
208V, Three Phase, 20 Amp

### CAPACITY

1000 lbs. (1500 lbs. available)

### DRIVE

1:2 Cable Hydraulic

### SPEED

40 fpm

### CONTROLS

Automatic Push Button

### EMERGENCY

Uninterrupted Battery Back-Up

### NUMBER OF STOPS

6 Maximum inline  
(to a maximum travel of 50ft)

### VALVE

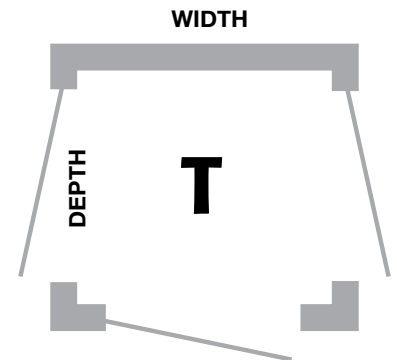
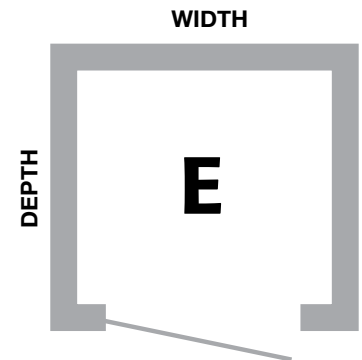
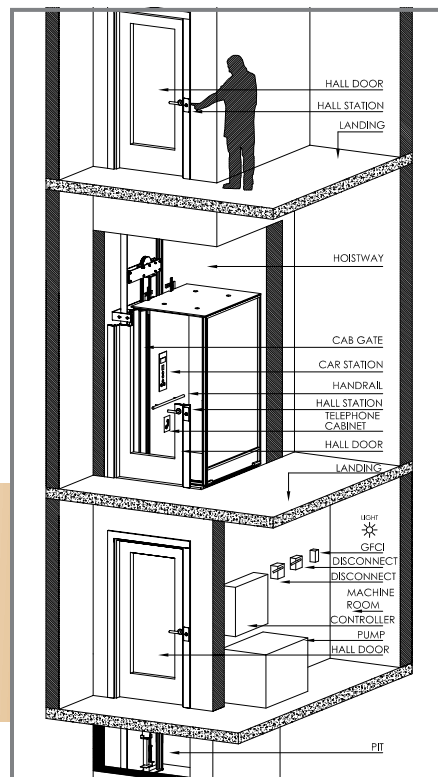
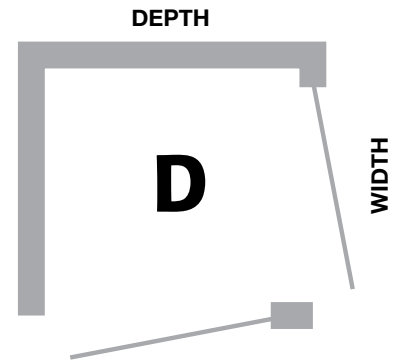
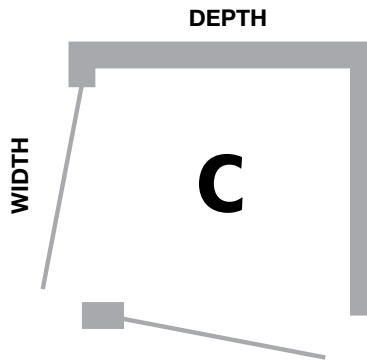
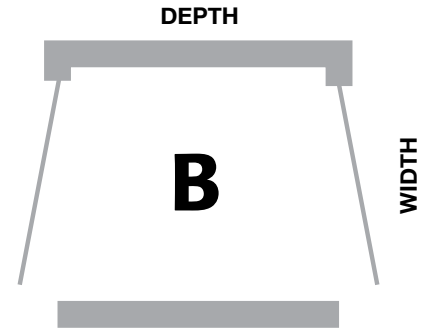
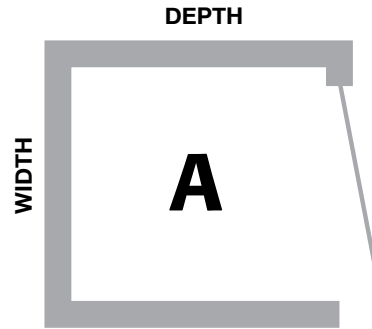
2 Speed Four Coil Valve –  
Soft Start and stop

### WARRANTY

24 months\*

Please refer to our Planning Guide available on our website for all detailed measurements.

\* This may vary if unit is purchased from a Federal Dealer



© 2019



1090 Lorimar Drive  
Mississauga, ON L5S 2A1

Tel 905.458.4015

Toll 1.888.785.5438

Fax 905.670.0017

[www.federalelevator.com](http://www.federalelevator.com)



LinkedIn™